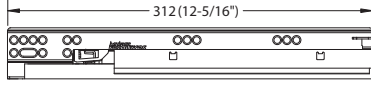
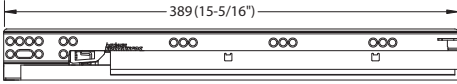
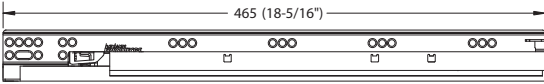
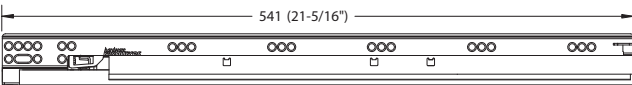
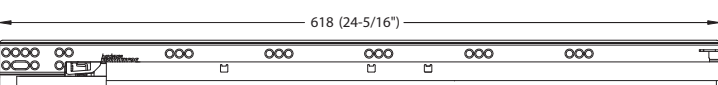


Dura-close™ Heavy Duty Soft-close Slides

USE58-300 Series

Undermount Slides

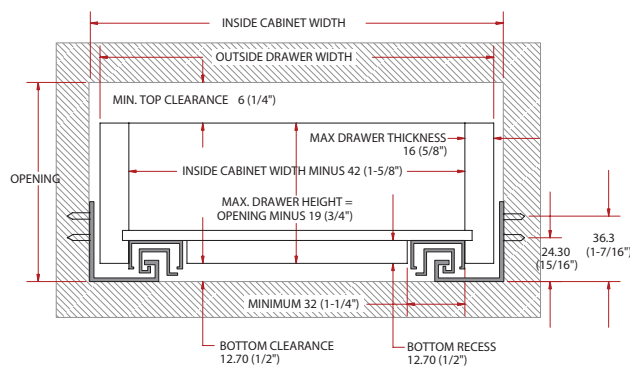
Construction & Assembly Specifications

	Slide Length	Total Cabinet Depth	Overall Drawer Length	FRAMELESS	FACE FRAME	
				Min Inside Cabinet Depth	Min Inside Cabinet Depth	Max Inside Cabinet Depth
	USE58-300-12 - (12") drawer					
12-5/16"	15"	12"	12-5/8"	12-7/8"	14"	
312mm	381mm	305mm	321mm	326mm	356mm	
	USE58-300-15 - (15") drawer					
15-5/16"	18"	15"	15-5/8"	15-7/8"	17"	
389mm	457mm	381mm	397mm	403mm	432mm	
	USE58-300-18 - (18") drawer					
18-5/16"	21"	18"	18-3/8"	18-7/8"	20"	
465mm	533mm	457mm	473mm	479mm	508mm	
	USE58-300-21 - (21") drawer					
21-5/16"	24"	21"	21-5/8"	21-7/8"	23"	
541mm	610mm	533mm	549mm	555mm	584mm	
	USE58-300-24 - (24") drawer					
24-5/16"	27"	24"	24-5/8"	24-7/8"	26"	
618mm	686mm	610mm	625mm	632mm	660mm	

DRAWER BOX MINIMUM WIDTH (VARIES BY CLIP)

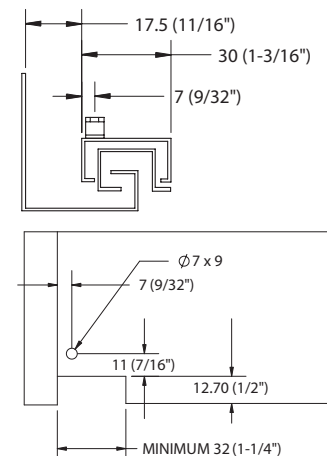
	US-CLIP-6WZ	US-CLIP-6W	US-CLIP-4WZ	US-CLIP-4W
5/8" (16mm) material	7.25"	7.25"	7.25"	7.25"
1/2" (13mm) material	7"	7"	7"	7"

FRONT VIEW OF THE DRAWER INSIDE THE CABINET



MAXIMUM DRAWER HEIGHT = OPENING MINUS 19MM (3/4")

REAR NOTCH DIMENSIONS



OUTSIDE DRAWER WIDTH CALCULATIONS

Drawer Side Thickness	Inside Cabinet Width Deduction
5/8" 16mm	3/8" 10mm
19/32" 15mm	15/32" 12mm
9/16" 14mm	9/16" 14mm
1/2" 13mm	5/8" 16mm
15/32" 12mm	23/32" 18mm